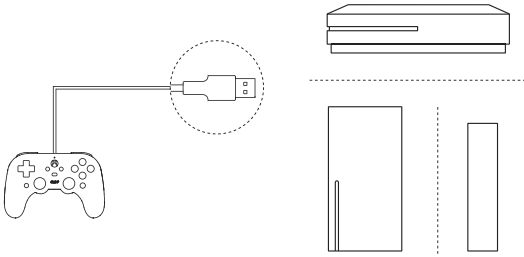


connectivity

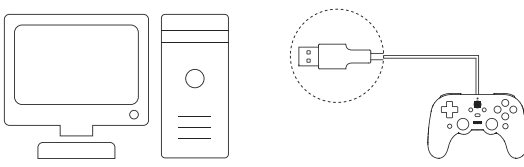
Xbox One / Xbox Series X / Xbox Series S

- Connect the controller to your Xbox One and Xbox Series X/S via its USB cable. Status LED is on when the controller is successfully connected



Windows 10

- Connect the controller to your Windows device via its USB cable. Status LED is on when the controller is successfully connected

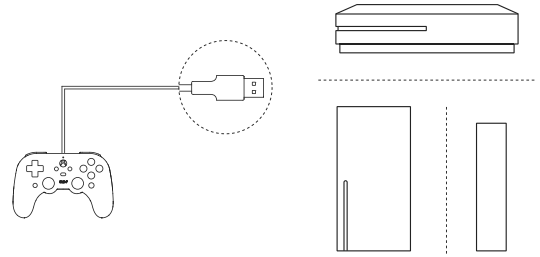


- Required system: Windows 10 or above

连接

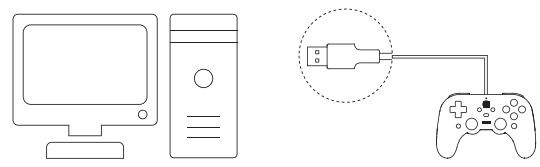
Xbox One / Xbox Series X / Xbox Series S 主机

- 将手柄连接至 Xbox 主机的 USB 端口, 状态指示灯常亮即可使用



Windows 10 设备

- 将手柄连接至 Windows 10 设备的 USB 端口, 状态指示灯常亮即可使用



- 低于 Windows 10 版本的设备不支持

button swap

1. press and hold any two of A/B/X/Y/LB/RB/LSB/RSB buttons you would like to swap
 2. press the star button to swap them, profile LED blinks to indicate the success of the action
 3. press and hold any of the two buttons which have been swapped and press the star button to cancel it
- button mapping goes back to its default mode when controller is turned off
 - please visit support.8bitdo.com for further information and assistance

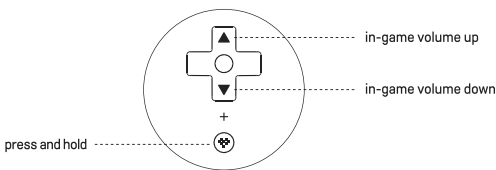
快速按键映射

1. 按住 A、B、X、Y、左肩键、右肩键、左摇杆按键、右摇杆按键任意两个按键, 并按下 [星号键] 即可快速交换按键功能。
 2. 按住任意切换过的按键, 再按下 [星号键] 可恢复默认功能。
 3. 设置过切换的按键, 按下时配置指示灯会闪烁。
- 交换按键不会保存, 关机重启后恢复默认。

volume control

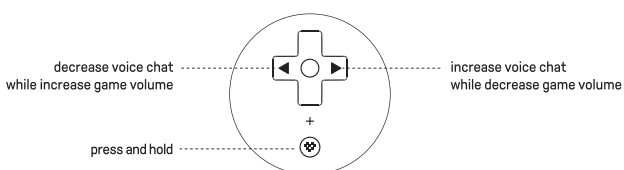
1

- Press and hold profile + up/down to turn up/down in-game volume



2

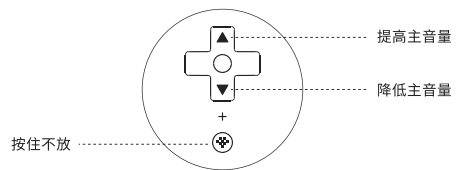
- Press and hold profile + left/right to adjust the balance between voice chat and game volume



声音调节

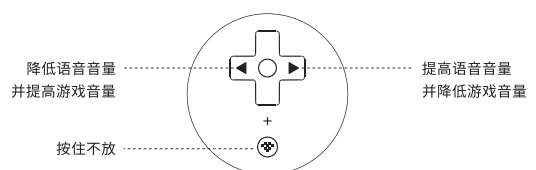
1

- 按住配置键 + 十字键上、下可提高、降低主音量



2

- 按住配置键 + 十字键左、右可调节语音、游戏之间的音量平衡



8BitDo Ultimate Software

- button mapping, thumb stick sensitivity adjustment & trigger sensitivity alteration
- press profile button to activate/deactivate the customization. LED turns on to indicate the activation
- e.g. set P1/P2 buttons as L3/R3 and more
- available on Xbox/Windows 10/Android/iOS
- please visit Microsoft Store, App Store, Google Play or support.8bitdo.com to download the software

自定义配置

- 可在 Xbox 主机, Windows 10, 安卓和 iOS 上使用八位堂精英软件。
- 可对手柄按键映射、摇杆灵敏度、扳机键灵敏度、振动强度等功能进行自定义配置。
- 从 App Store, Microsoft Store 或 support.8bitdo.cn 下载安装“八位堂精英软件”。
- 轻按 [配置键] 可开启 / 关闭自定义配置, 使用自定义配置时, 配置指示灯会亮起。
- 如P1,P2可设置为L3,R3或其他功能按键。

support

- please visit support.8bitdo.com for further information & additional support

技术支持

- 请访问 support.8bitdo.cn 了解详细信息。